

Q.PEAK-G4.1 290-310

Q.ANTUM SOLAR MODULE

The new high-performance module **Q.PEAK-G4.1** is the ideal solution for all applications thanks to its innovative cell technology **Q.ANTUM**. The world-record cell design was developed to achieve the best performance under real conditions – even with low radiation intensity and on clear, hot summer days.



LOW ELECTRICITY GENERATION COSTS

Higher yield per surface area, lower BOS costs, higher power classes, and an efficiency rate of up to 18.9%.



INNOVATIVE ALL-WEATHER TECHNOLOGY

Optimal yields, whatever the weather with excellent low-light and temperature behavior.



ENDURING HIGH PERFORMANCE

Long-term yield security with Anti LID technology, Anti PID Technology¹, Hot-Spot Protect and Traceable Quality Tra.Q™.



EXTREME WEATHER RATING

High-tech aluminum alloy frame, certified for high snow (5400 Pa) and wind loads (4000 Pa) regarding IEC.




MAXIMUM COST REDUCTIONS

Up to 10% lower logistics costs due to higher module capacity per box.

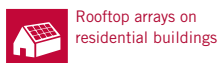


A RELIABLE INVESTMENT

Inclusive 12-year product warranty and 25-year linear performance guarantee².



THE IDEAL SOLUTION FOR:

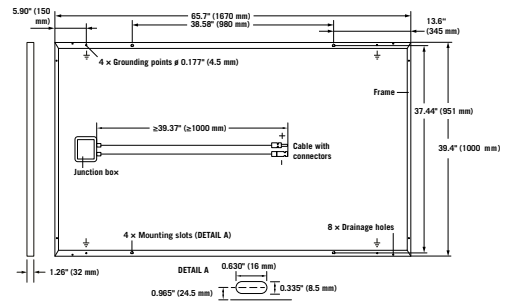


Engineered in **Germany**

¹ APT test conditions according to IEC/TS 62804-1:2015, method B (–1500V, 168h)
² See data sheet on rear for further information.

MECHANICAL SPECIFICATION

Format	65.7 in × 39.4 in × 1.26 in (including frame) (1670 mm × 1000 mm × 32 mm)
Weight	40.8 lbs (18.5 kg)
Front Cover	0.13 in (3.2 mm) thermally pre-stressed glass with anti-reflection technology
Back Cover	Composite film
Frame	Black anodised aluminum
Cell	6 × 10 monocrystalline Q.ANTUM solar cells
Junction box	2.60-3.03 in × 3.54-4.53 in × 0.59-0.75 in (66-77 mm × 90-115 mm × 15-20 mm), Protection class ≥ IP67, with bypass diodes
Cable	4 mm ² Solar cable; (+) ≥ 39.37 in (1000 mm), (-) ≥ 39.37 in (1000 mm)
Connector	Multi-Contact MC4, IP68

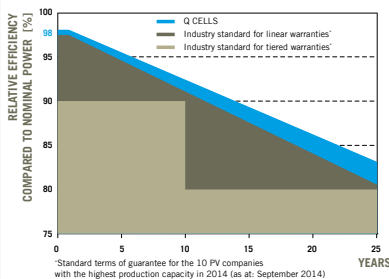


ELECTRICAL CHARACTERISTICS

POWER CLASS		290	295	300	305	310	
MINIMUM PERFORMANCE AT STANDARD TEST CONDITIONS, STC ¹ (POWER TOLERANCE +5 W / -0 W)							
Minimum	Power at MPP ¹	P_{MPP} [W]	290	295	300	305	310
	Short Circuit Current ¹	I_{SC} [A]	9.63	9.70	9.77	9.84	9.91
	Open Circuit Voltage ¹	V_{OC} [V]	39.19	39.48	39.76	40.05	40.33
	Current at MPP	I_{MPP} [A]	9.07	9.17	9.26	9.35	9.44
	Voltage at MPP	V_{MPP} [V]	31.96	32.19	32.41	32.62	32.83
	Efficiency ¹	η [%]	≥ 17.4	≥ 17.7	≥ 18.0	≥ 18.3	≥ 18.6
MINIMUM PERFORMANCE AT NORMAL OPERATING CONDITIONS, NMOT ²							
Minimum	Power at MPP	P_{MPP} [W]	216.4	220.1	223.9	227.6	231.3
	Short Circuit Current	I_{SC} [A]	7.76	7.82	7.87	7.93	7.99
	Open Circuit Voltage	V_{OC} [V]	36.87	37.14	37.41	37.68	37.95
	Current at MPP	I_{MPP} [A]	7.12	7.20	7.28	7.35	7.43
	Voltage at MPP	V_{MPP} [V]	30.39	30.58	30.76	30.94	31.12

¹Measurement tolerances $P_{MPP} \pm 3\%$; $I_{SC}, V_{OC} \pm 5\%$ at STC: 1000 W/m², 25 ± 2 °C, AM 1.5G according to IEC 60904-3 - ²800 W/m², NMOT, spectrum AM 1.5G

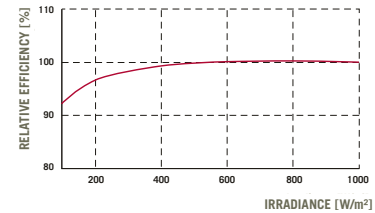
Q CELLS PERFORMANCE WARRANTY



At least 98% of nominal power during first year. Thereafter max. 0.6% degradation per year. At least 92.6% of nominal power up to 10 years. At least 83.6% of nominal power up to 25 years.

All data within measurement tolerances. Full warranties in accordance with the warranty terms of the Q CELLS sales organization of your respective country.

PERFORMANCE AT LOW IRRADIANCE



Typical module performance under low irradiance conditions in comparison to STC conditions (25 °C, 1000 W/m²).

TEMPERATURE COEFFICIENTS

Temperature Coefficient of I_{SC}	α [%/K]	+0.04	Temperature Coefficient of V_{OC}	β [%/K]	-0.28
Temperature Coefficient of P_{MPP}	γ [%/K]	-0.39	Normal Module Operating Temperature	NMOT [°F]	109 ± 5.4 (43 ± 3 °C)

PROPERTIES FOR SYSTEM DESIGN

Maximum System Voltage V_{SYS}	[V]	1000 (IEC) / 1000 (UL)	Safety Class	II
Maximum Series Fuse Rating	[A DC]	20	Fire Rating	C (IEC) / TYPE 1 (UL)
Max. Design Load, Push / Pull ²	[lbs/ft ²]	75 (3600 Pa) / 55 (2667 Pa)	Permitted module temperature on continuous duty	-40 °F up to +185 °F (-40 °C up to +85 °C)
Max. Test Load, Push / Pull ²	[lbs/ft ²]	113 (5400 Pa) / 84 (4000 Pa)		² see installation manual

QUALIFICATIONS AND CERTIFICATES

UL 1703; VDE Quality Tested; CE-compliant; IEC 61215:2016; IEC 61730:2016, application class A



PACKAGING INFORMATION

Number of Modules per Pallet	32
Number of Pallets per 53' Container	30
Number of Pallets per 40' Container	26
Pallet Dimensions (L × W × H)	68.7 in × 45.3 in × 46.1 in (1745 mm × 1150 mm × 1170 mm)
Pallet Weight	1396 lbs (633 kg)

NOTE: Installation instructions must be followed. See the installation and operating manual or contact our technical service department for further information on approved installation and use of this product.

Hanwha Q CELLS America Inc.

300 Spectrum Center Drive, Suite 1250, Irvine, CA 92618, USA | TEL +1 949 748 59 96 | EMAIL inquiry@us.q-cells.com | WEB www.q-cells.us